


☐

I'm not robot


reCAPTCHA

Continue

Dmss software download

Dmss app instructions.

Dmss app setup. What is dmss software. Dms software price. Dahua dmss software download. Wwww.dmss.io/intl/download to download the dmss software. Dmss software download for pc.

The Softonic Reviews menu, short for Digital Mobile Monitoring System, is a free mobile tool that allows you to easily monitor your premises. Hangzhou Ceoft Technology Co., Ltd. This monitoring system program created by , remote monitoring, video reading, direct messaging, etc. offers features such as It is compatible with various devices such as cameras, alarms and even doorbells. You are free to use this app, but if you want more services, you will need an account.

Videos and photos from your camera. Then you will have to select your country or region from a large list.

If you are an old GDMSS Plus user, you can watch the tutorial video first, but start using it right away without an account.

The interface is easy to learn by the surf program from the very beginning. To scroll through them, you have to go in and hide the top icon bar.

There are 7 icons associated with different functions: Direct, Read, Door, Favorite, File, Alarm and Access. You can check out each of them in the ME average help and feedback section. In the upper right corner there is a search engine and a plus button for adding peripherals. To customize the view of your collection, press the top left button to switch between grid view and detailed view. Finally, you can navigate through the three tabs at the bottom of the screen: Basic, Message, and Me where you'll find the settings. This program works very well during recording, but its main problem is incorrect display of messages, and has several functions. It can support various types of devices and can also support 3G, 4G and Wi-Fi. However, it often does not send a message even when camera movement is detected. It even persists in cameras, sometimes where you check the message, but the camera does not allow comments.

DISRUPTION DMSS / DMSS DMSS DMSS HD Division Division Specifications, XVR, NVR, IPC, VTO, Alarm Hub, Add Quick IP/Domain Name Check Method Setup, HDD Information HDD HDD Information, Live Device SharingClosing Softonicdms of the panoramic menu, the short-term shortcut of the digital mobile surveillance system, is a free mobile application that allows you to easily monitor your premises. This application of the monitoring system developed by Hangzhou Ce-Soft Technology Co., Ltd. offers features such as remote monitoring, video reading, push notifications and more. It is compatible with various devices such as cameras, alarms and even bells. You can use this application for free, but if you need additional services, you will need an account. How to use the DMSS application? When you start DMS for the first time, he will ask you to save the images in your videos and photos from your cameras. You will therefore need to select your country or region from the large list. You can start using it immediately without account, even if you may have to watch a video tutorial first if you are a user of the Old GDMSS Plus application. The interface is easy to use and that the application will teach you how to navigate in no time. It is at the first departure. It is necessary to maintain the icons bar at the top to scroll through the icons. There are 7 icons which refer to the different accessible functions: live, reading, door, favorites, files, alarm and access. You can see each of their uses in the II guide and feedback section. In the upper right corner, there is a search tool and a plus button to add devices. To organize the collection of the collection, simply press the button at the top left to alternate between the view of the grid and the detailed view. Finally, you can go from one card to another at the bottom of the screen: Home, messages and I to find the settings. This application works well for loading, but its main problem is linked to the inability to display correct notifications. Notifications do not seem to help. Overall, DMSS is a useful tracking tool if you need something easy to use. And he has a series of functions. It can support different types of devices and also operate on 3G, 4G and Wi-Fi networks. However, it cannot often send warnings even when it detects the movements of the cameras. This also applies to cameras, sometimes when you check a notification, the camera does not allow you to see its comments.

Specifications Download DMSS / DMSS HD devices to use DVR, XVR, NVR, IPC, VTO, HUB Alarm Devices, IPC, IP / Domain Control Alarm Method, Series, DDNS, DDNS Import Modul, Alarm Configuration, Hard Disk Information, live sharing deviceDivision of the video screen 1/4/9/16 Maximum division.

The channels can be opened at the same time 256 immediate photographic functions, immediate recovery, PTZ, fish elimination, flow control, conversation, sound, signal, color, favorite, souvenir recovery of channels.

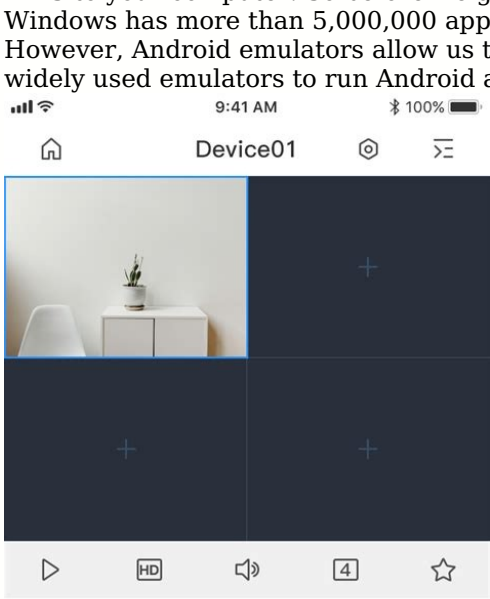
The channels can be opened after the video is restored 4 times video restoration 24-hour photography, recording, recovery faster/slower, taking another photo, cutting off the alarm signal detection of movement, camcorder masking, local alarm, signal from the disk (signal from the disk (indulgence, disk, low). Disk error), face detection, PUS-TYP alarm IVS.Android: 5.0 and newer version; iOS: 9.0 and newer version of the user manual database photo guide according to the Classdatelelang Leice: free rating: 4.6 / 5-92 Last update of the vote: 2023-02-10993 S. VWD Dairy Data 2020. January 3 New category of programs: Fixed errors [see more] Description: DMSS is a mobile application monitoring program with Fonct Ionnals as a remote control ... [read more] License: Show details [see more] Link to QR code: [See the most trusted program: [see more] compatible with the computer erami and laptops with Windows 7/8/10.

Download to your personal computer in accordance with Android Download from Android See. Older versions of DMSS for the iPad, iPhone also created Hangzhou Ceoft Technology Co., Ltd. You can download in the App Store, you can display and install this application, using the following link: compatible with iPad, iPhone iPhone Download iOS

Looking for a way to download DMSS in the system Windows 10/8/7? You are in the right place. Read this article to find out how to download and install one of the best DMSS tool programs on your computer. Most of the programs available at Google Play Store or iOS AppStore are only intended for mobile platforms, But do you know that you can always use one of your favorite Android or iOS applications on your laptop, even if there is no official version for your computer? Yes, they come out of a few simple tips that you can use to install the Android application on a device with Windows and use them when using Android smartphones. In this article, we mentioned various ways to download

DMS to your computer. So before we get to her, let's take a look at DMS technical specifications. For PC DMSS, the name of the technical specifications DMSSimes5 000 000 + created Hangzhou CE-SO-SOFT Technology Co., Ltd. DMSS is at the top of the Google PlayStore tool category list. Obtained excellent grades andCurrently, DMSS for Windows has more than 5,000,000 applications installation and a total of 4.6 star user ratings. Download DMSS for PC Windows 10/8/7 laptop: Most of the applications are currently developed only for mobile platform. PUBG, Subway Surfers, Snapseed, Beauty Plus and so on. Games and applications are only available on Android and iOS platforms.

However, Android emulators allow us to use all these applications on the PC. Although the official version of DMSS is not available for PC, you can still use it with storytellers. In this article, we will introduce two popular Android emulators to use DMSS on PC. Download DMSS for PC Windows 10/8/7 - Method 1: BlueStacks is one of the best and most widely used emulators to run Android applications on Windows PC.



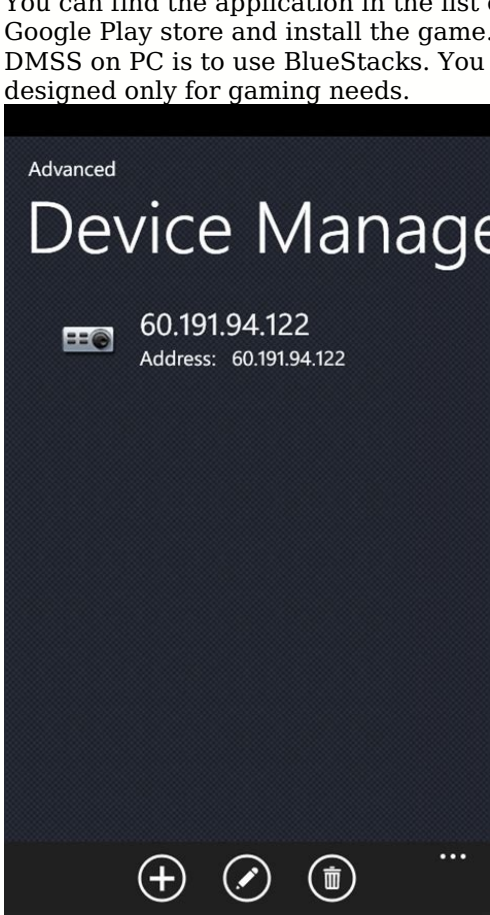
Bluestacks software is even available for Mac OS. In this method, we will use BlueStacks to download and install DMSS on the Windows 10/8/7 laptop PC.

Let's start with our step-by-step installation guide. Step 1: If you haven't installed it yet, download BlueStacks 5 from the link below - Download BlueStacks for PC. Step 2: The installation process is quite simple and simple. Open the BlueStacks Story after successful installation. Step 3: It may take some time to install BlueStacks for the first time.

After opening, you should see the BlueStacks Home screen. Step 4: Google Play Store is in advance to BlueStacks. Find the PlayStore on your home screen and double-click the icon to open it. Step 5: Now call the application you want to upload to your computer. In our case, call DMSS and install it on your computer. Step 6: When you click on, DMSS

will automatically install on BlueStacks. You can find the application in the list of installed applications in BlueStacks. Now double-click the application icon on BlueStacks and use the DMSS application on your laptop. The application can be used as in Android or iOS smartphones. If you have an APK file, there is the option to transfer the APK file to BlueStacks. You don't need to go to the Google Play store and install the game. However, it is recommended that you use the standard Android application installation method. The latest version of BlueStacks comes with many great especially together. Bluestacks4 is literally 6 times faster than the word from the Samsung Galaxy J7 smartphone. Therefore, the recommended way to install

DMSS on PC is to use BlueStacks. You must have a minimum computer configurationBluestacks. Otherwise, you may encounter loading issues while playing big games like PUBG DMS Download for PC Windows 10/8/7. Method 2: Another popular Android emulator that has received a lot of attention lately is Memu Play. It is extremely flexible, fast and designed only for gaming needs.



Now we will see how to download DMS to your Windows 10, 8 or 7 laptop using MemuPlay. Step 1: Download and install MemuPlay on your computer. Here is the "download link" - Memu Play website. Open the official website and download the software. Step 2. After installing the emulator, open it and find the Google PlayStore App app. Just double tap to open. Step 3. Now search for DMS in Google Play Store.

Hangzhou CE Soft Technology Co.,Ltd. Official developer app and click Install button. Step 4: After successful installation, you will find DMSS Memu game on your home screen. MemuPlay is a simple and user-friendly application.

Compared to BlueStacks, it is very simple. Since these are games, you can play games like PubG, Mini Militia, Temple Run and more. DMSS PC - Conclusion: DMS has become popular because of its simple but effective interface. We have listed two best methods to install DMS on Windows laptop. Both emulators are popular to run applications on your PC. You can use any of the following methods to get DMSS OS on Windows 10 PC. With that we end this article on how to download DMSS for PC. If you have any questions or problems installing Windows emulators or DMS, let us know in the comments. We're here to help! Correct errors are displayed for all versions of this program. This

application has access to: Location Location (network based). Price location (GPS and network based). Read the content. USB memory.



Rearrange or delete the contents of the USB memory stick. Read the contents of your USB memory. Send photos and videos with Camera.microfone login. .Change system settings Do not put device to sleep SELL NETWORK MARKETS. Safely download napkforpc.com and this app download link is 100%All links listed on WABKFORPC.com for app download are from Google Play Store or user recommendation. For the Google Play Store app, WAPKFORPC.com will not change you in any way.

In the case of an application sent by the application, WAPKFORPC.com checks the security of the APK signature before it is published on our website. DMSS is a mobile surveillance app with features such as remote monitoring, video playback, push notifications, device instruments and remote setup. Devices such as IPC, NVR, XVR, VTO, Campanelli, Hub Alarm and Access Controller can be connected. After accessing your account, you can use cloud services such as cloud upgrade, etc. The app supports iOS 9.0 and Android 5.0 or above and can be used with 3G/4G/Wi-Fi. 3G/4G/WLAN.